

R12 1104

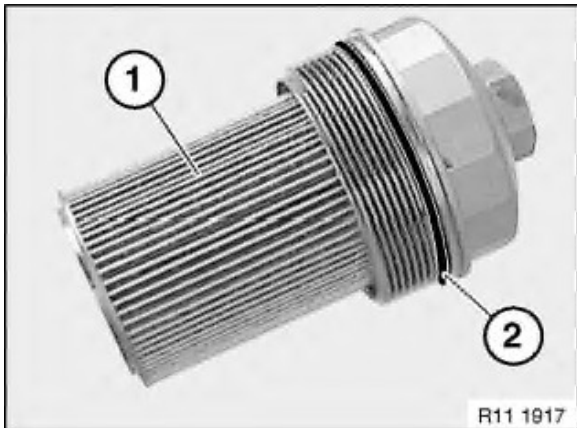
Open or tighten down main flow oil filter cap with a wrench socket.

When the main flow oil filter cap is opened, engine oil flows from the oil filter housing back into the oil sump.

Open main flow oil filter cap and take off.

**Installation:**

Tightening Torque,  
refer to Technical Data 11 42 2AZ.



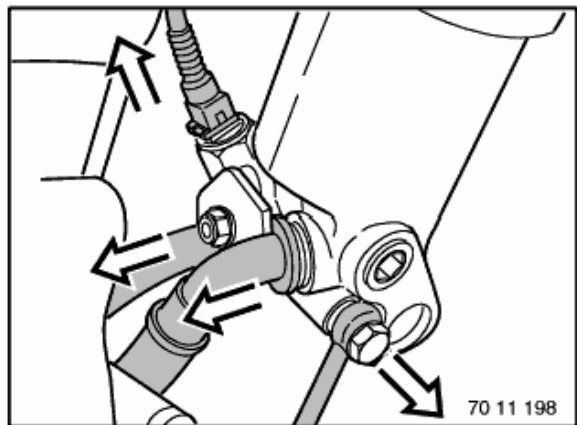
R11 1917

Detach oil filter element (1) from main flow oil filter cover and replace.

**Installation:**

Replace O-ring (2) and coat with oil.

Oil filter element (1) must snap audibly into place in main flow oil filter cap.



70 11 198

Disconnect plug connection on oil pressure switch.

Unfasten bracket on oil lines.

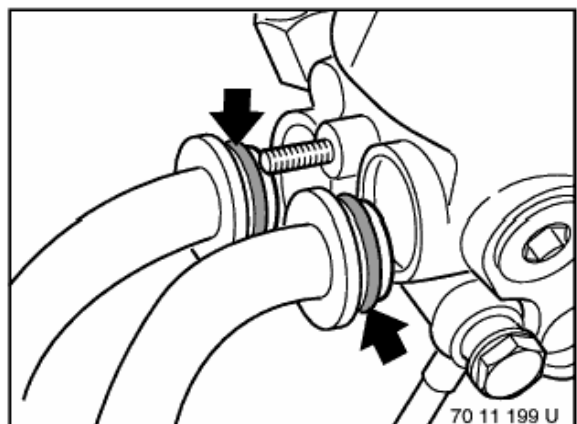
Disconnect oil lines from oil filter housing.

Disconnect oil return line from oil filter housing.

**Installation:**

Replace sealing rings on oil return line.

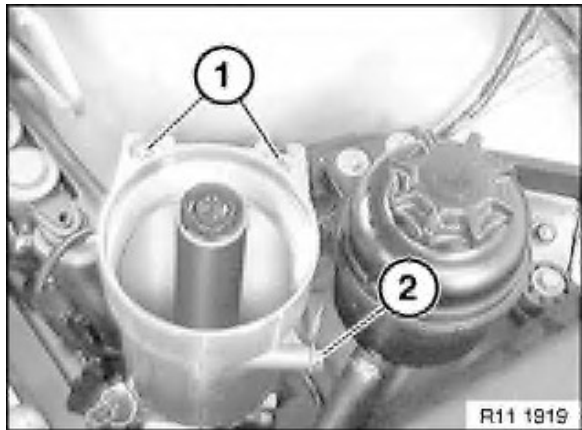
Tightening Torque,  
refer to Technical Data 11 42 5AZ.



70 11 199 U

**Installation:**

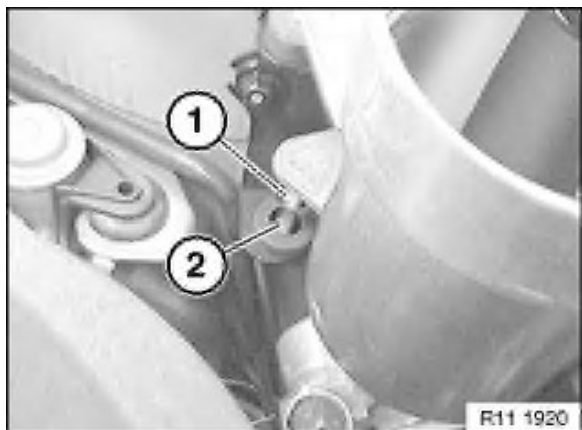
Replace O-ring and coat with oil.



Unscrew nuts (1).

Release screw (2) and disconnect ground connection from oil filter housing.

Remove oil filter housing.



**Installation:**

When installing main flow oil filter housing, insert locating pin (1) in locating bore (2).