


Switch off ignition.

Follow instructions for disconnecting and connecting battery,

refer to General information MG 12.

Disconnect battery negative lead from battery.


Unscrew and remove splash guard.



Cars without primary catalytic converters only (M60/M62):

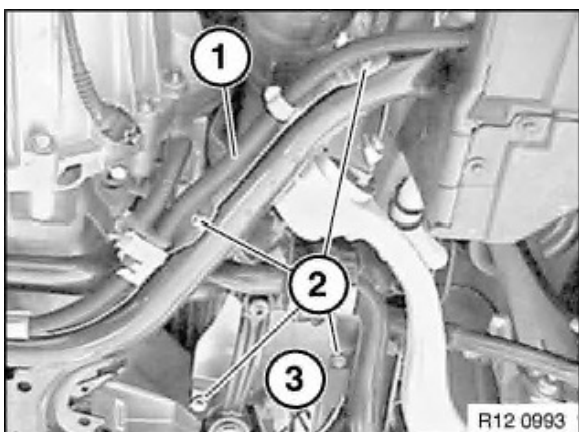
Unscrew screw.

Press cable guide to one side.



Unfasten screws.

Remove shield plate.




Cars with primary catalytic converters only (M62):

Unclip battery positive lead (1).


Unfasten screws (2).

Remove shield plate (3).



Remove plug connection (1) of right oxygen sensor from retaining clip (2).


Remove retaining clip (2) from transmission.



All cars (M60/M62):


Unfasten connections on starter motor.

Tightening Torque,
refer to Technical Data 12 41 4AZ.



Unfasten screws.

Tightening Torque,
refer to Technical Data 12 41 1AZ.



Remove starter motor from transmission mount.



Remove starter motor.

Installation:

Check starter pinion for damage.

Check starter crown for damage.

Note:

Instructions on troubleshooting and dismantling the starter motor,

refer to Construction Group Repair Instructions MG 12.

Continue troubleshooting as per DIS instructions.