

**Warning!**

Version with head airbag (ITS):


Follow safety instructions for working on cars with airbag systems,

refer to 51 00 ...

Caution!

Do not use sharp-edged tools to remove trim (risk of damage to head air bag).


ITS Inflatable Tubular Structure (head airbag)



Version with head airbag (ITS):

Remove edge protection from A-pillar finisher.

Lift out clip (1).

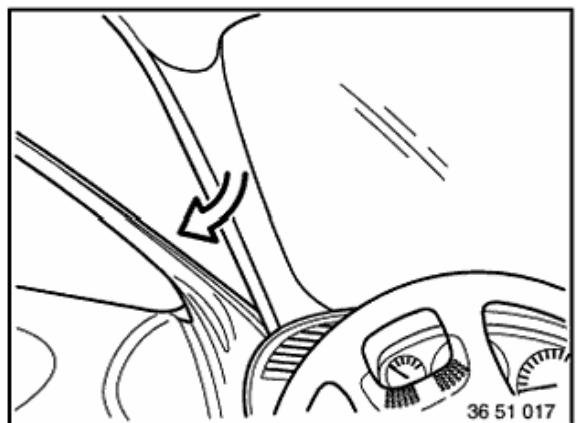


Version with head airbag (ITS):

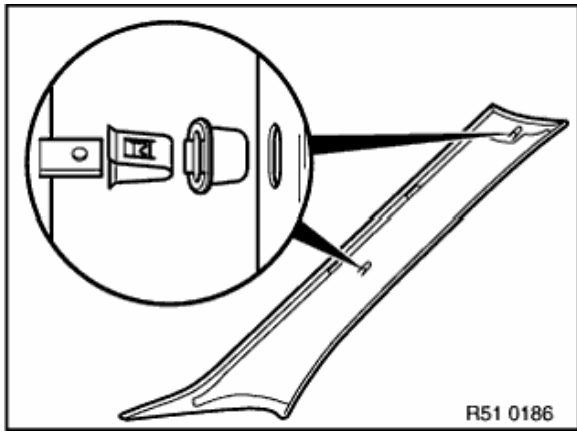
Unscrew bolt (1).

Installation:

Ensure that clip is perfectly seated (2).




Remove A-pillar finisher by pulling inwards and upwards.



Installation:

If necessary, replace damaged clips and grommets.



Version with head airbag (ITS):

Installation:

Cloth (1) on grommet (2) must be fitted to head air bag (3) otherwise the clip (4) can damage the head air bag.